



2007 Awards Banquet

The 2007 MKA Awards banquet took place on October 20th, 2007 at The Masonic Temple.

Awards Presented

- Junior 1 Honda - Kieran Loewen
- Junior 2 Honda - Mike Bruce
- Senior Honda Light - Jeff Bachalo
- Senior Honda Heavy - Rene Berard
- Junior Rotax Max - Daniel Burkett
- Senior Rotax Max - Cory Epp

Track Records

- Junior 1 - Kieran Loewen
- Junior 2 - Daniel Burkett

Senior Honda Light - Jeff Bachalo

Senior Honda Heavy - Rene Berard

Jr. Rotax Max - Daniel Burkett

Sr. Rotax Max - Carl Pedersen

Rookie of the Year - Travis MacDonald

Senior Sportsman of the Year - Carl Pederson

Junior Sportsman of the Year - Jared McDonald

Senior Most Improved Driver - Ian Brown

Junior Most Improved Driver - Nicole McDonald

Driver of the Year - Mike Bruce

A special presentation was made by Mark Gawthrop to Brian Campbell on behalf of the Manitoba Karting Association membership.

Brian Campbell was presented with a beautiful hand made soap stone carving of a kart racer., in appreciation of his dedication and service to the club.

The silent auction table was a sea of donated prizes. Many members and businesses donated valuable items.

The evening finished off with music from Ian Brown's band.

A big thank you to the organizers and the silent auction donors.



Inside this issue:

Winterizing your kart	2
Santa Claus Parade—MKA Float	3
Karting at the Winnipeg Public Library	4
On Track	5



Winterizing your Kart

The first thing you want to do is wash down your equipment. When you get to tearing it down, it makes easier and more fun when everything is fairly clean.


Simply get out the engine cleaner, degreaser and brake cleaner and scrub it down.

First remove the tires and prepare them for storage. If they have some life left in them, you'll want to store and reuse them next spring. Let the air out of the tires and spray them with ArmorAll which will help keep the rubber pliable. Instead of ArmorAll you can use any of the tire formulas that will soften the tire. Place the tires in a plastic bag and store them in a dry cool place. When storing your tires they should be stacked by resting each tire on its rim and not the tread. This will eliminate the possibility of "flat spotting". If your tires are worn down below the dimples you can either keep them for practice or remove them from the wheels and discard them.

Now you need to remove the engine from the chassis. If you have a lot of time on your engine, or want it fresh for the spring, you may want to take advantage of the downtime and send it to an engine builder (Brian Campbell) for refreshing. You and the engine builder will be happier doing it now and not two weeks before the season begins.

If you are not refreshing it you should remove the head and apply a light coating of oil to the cylinder walls. Use the same oil you normally run in your fuel. Use a clean cloth and do not use your fingers to apply the oil because the body acid could damage the metal over a period of time.

If you are winterizing a 4 cycle motor you will want to squirt a little oil down the intake until the engine stalls. This will



help guard against internal rust. Store the engine with fresh oil.

Now remove the carburetor and inspect it. This is a good time to tear it down and rebuild it. Carb rebuild kits are inexpensive and the process is very simple to do. It is also one of the easiest and most important ways to prevent future problems.

Wrap the carb in a clean cloth and store it in a dry place.. Then plug both the exhaust and carb openings with a clean oiled cloth or wrap them in a plastic bag. For 4 cycle, remove or drain the fuel from the bowl.

Next on the list is the clutch. Remove it and inspect the linings. If you haven't gone through it lately you should remove it from the engine and totally rebuild it. Clutch rebuild kits are fairly inexpensive and should be done a couple of times a season. For a 4 cycle clutch, put a little grease on the end of the crankshaft so the clutch doesn't rust to the shaft.

If your kart has been sitting around for awhile, make sure there isn't any debris in the cylinder before packing it away. It

is not unusual for little creatures to find there way into small holes.

With both the carb and exhaust openings plugged and the clutch removed, wrap the motor in a towel and store it in a warm dry place. For 4 cycle, you should slowly pull the starting rope until you feel the compression stop. Now drain the fuel from the lines, tank and fuel pump and store it away.

Now for the brakes. Remove the pads from the rear calipers and check them for excessive wear. Rear discs will also attract rust and should be coated with WD-40. Today's hydraulic systems don't need to be drained and refilled with fresh fluid.

If the chain is still good, soak it in a can of oil through the winter.

Check the chassis for stress cracks and other aging problems. Now look at the front of the kart and check the spindles for wear. Next, remove the rear axle and

remove the bearings from their housings. Check for excessive play. If everything is ok, grease the bearings or spray heavily with a coat of

WD-40 and reinstall. Remove any rust from the axle and apply a coat of WD-40 to the entire axle.

Disconnect the cable from the battery and store it in a dry area. Make sure the battery is kept off the ground on a 2 X 4 so it isn't directly on the concrete which will drain it of any remaining power.

Last, look at your toolbox. Clean each tool and rub it down with a lightly oiled cloth. Hang the kart on the wall and rest much easier knowing the kart is taken care of.

Adapted from National Karting News

"Store the engine in a warm dry place"

Member Profile - Ian Brown



- Ian has been racing for 1 1/2 years.

- Ian wanted to race all his life. He was invited out to do take a test ride, got the bug and one week later he purchased his MBA kart with a Extreme 6.5 Honda.

- Ian is a drummer in two bands. He is a member of the Winnipeg Slot Car Club. He has 95' of 4 lane 1/24th scale track in his basement.

- Ian would like to thank his sponsors Speedworld, IC Internet and Commercial Specialties.

Santa Claus Parade - MKA Float

The MKA float in the 2007 Winnipeg Jaycees Power Smart Santa Claus Parade was a tremendous success.

Dave Evans- "I felt like Ricky Bobby"

Anne Wolkenstein (Aaron Geall's Mom) - "All I remember is a sea of little mittens to put candies in"

Guy Budel - "MKA can be as big as we all want to make it"

Rene Berard - Will one of you #%*& kids ask your *%#@ mom to help me with this %\$#@ chain and you go get my \$#@& wheel"

Jeff Bachalo - Looked so good in his drivers suit and helmet he got asked for an auto-graph.



Float assembly crew at Woodhaven Toyota



"All I want for Christmas is my two front teeth and a new Kart"

Mandy MacDonald - "As little as Guy's heart is I know he has a special place in it for

me.

Daniel Burkett - New name "Daniel Doughnuts"

Olivia Epp - Seen Shrek (Guy Budel) and started crying.

Shelbie MacDonald - Dislikes people who wave and horses.


Fate: she was surrounded by both.

Aaron Geall - Finally crossed the finish line first.

It was reported that this was the largest crowd ever and estimated in excess of 100,000 people.



Karting at the Winnipeg Public Library



There is a wealth of information on Karting at the Winnipeg Public Library. Here is the list:

Go-Karts by Jeff Savage

Bob Bondurant on race kart driving by Bob Bondurant and Ross Bentley

Karting - A complete introduction for the prospective karter by Jean L. Genibrel

Kart Racing by Jay H. Smith

Karting by Norman Barrett

Kart Racing by Sylvia Wilkinson

Karts and Karting by George S. Fichter

Karting - racings fast little cars by Rosemary G. Washington

Karting by Leroi "Tex" Smith

Midget motoring and karting by Kenton D. McFarland and James C. Sparks Jr.

Never to Fast - the Paul Tracy story and karting biography by Paul Ferriss

The Beginners Complete Karting Guide by Jean Louis Genibrel

Karts and Karting by George S. Fichter

Karting Tools and Tips by Gary Martin

4 Cycle Kart Engines by Gary Martin

Some of these books are dated but still some good information can be gleaned from them. The Bondurant book is awesome.

Most books have multiple copies available at various locations. You can reserve any of these books online and have them sent to your nearest library for pickup.

There is also a wealth of books on auto racing and motorsports including some videos.

Branches

Charleswood - 5014 Roblin Boulevard

Cornish - 20 West Gate

Fort Garry - 1360 Pembina Highway

Henderson - 1-1050 Henderson

Louis Riel - 1168 Dakota Street

"WEB Address

<http://wpl.winnipeg.ca/library>"

Mil- lenium - 251 Donald Street

Munroe - 489 London Street

Osborne - 625 Osborne

Pembina Trail - 2724 Pembina

River Heights - 1520 Corydon Avenue

Sir William Stephenson - 765 Keewatin

St. Boniface - 100 - 131 boul Provencher

St. James - Assiniboia - 1910 Portage

Transcona - 111 Victoria Avenue W.

St. John's - 500 Salter Street

St. Vital - 6 Fermor Avenue

West End - 823 Ellice Avenue

West Kildonan - 365 Jefferson Avenue

Westwood - 66 Allard Avenue

Windsor Park - 955 Cottonwood Road

Out of town members can contact the newsletter editor to get access to any of these books.



MANITOBA KARTING ASSOCIATION

P.O. Box 61042
RPO Grant Park
Winnipeg, MB. R3M 3X8
Phone: 204 339 2488
E-mail: ghgeall@mts.net

*Newsletter Editor
Gerry Geall*



**MKA static display at Red River Co op
Speedway August , 2007**

The Manitoba Karting Association will post classified ads from MKA or former MKA members. The MKA may also post ads from other clubs' members providing those clubs reciprocate the service for MKA members.

Classified ad submissions and/or photos should be submitted to the MKA Webmaster for posting.— peter wtorek@gmail.com

View the classified ads at www.manitobakarting.ca/mka_classifieds.html

MKA on the Web
www.manitobakarting.ca

On Track

It was a very quiet place on November 9th , 2007

Guy Budel and myself had driven up to the track to pick up items for the Santa Claus Parade float. The day started out with the first major snowfall of the Winter. News reports advised that Highways as far north as Arborg were slippery and covered in snow. There we were heading out on highway #9 with my two wheel drive half ton, no weight in the back end and my Arctic Alpin tires in storage! As it turned out the highway was clear and the day beautiful and sunny.

It is a very strange feeling arriving at the track completely deserted. Only Guy's picnic table in the middle of the pits left to attest to the goings

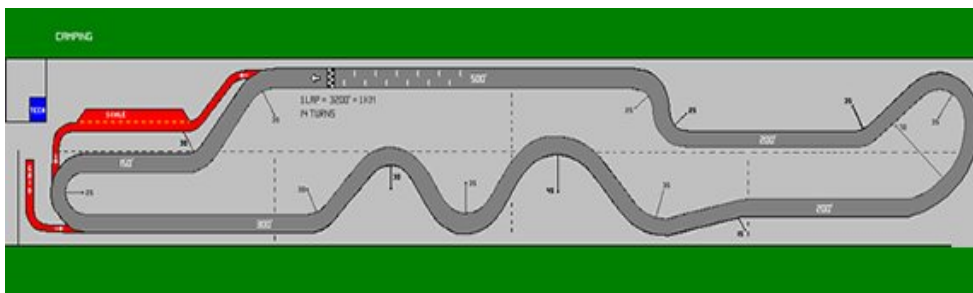
on of the past year.

The stark landscape of the pit area and track reveals many chores undone. A huge pile of bales from many years past. Bales and old kart tires still lining the track layout. The now brown grass and weeds protruding through the cracks of the track area. Garbage barrels still full from the enduro. Piles of scrap wood, fencing, an old trailer and odds and sods stuffed under the building. Fencing in

need of repair. And mouse droppings everywhere inside the building.

Guy Budel was already planning a spring assault on the grounds, track and building. Plans are to spray the complete track area to suppress weed and grass growth for the season. A major cleaning and rodent proofing of the building. Hauling away of all the old bales, garbage and junk. On our wish list is a new gate for the access road. New railings on the

building deck. How about a starters stand so he/she can see what is going on. What are your views for upgrades and enhancements? Let us know and we will try to make it happen.



Thanks to Guy, Debbie and Alexis Budel for their generous donation of one of the new highway signs to be placed at Highway #8 in the spring. The MKA purchased the second